












## Brateck Anti-theft iPad Stands Guide

<http://www.allcam.co.uk>

[sales@allcam.co.uk](mailto:sales@allcam.co.uk)

**How to use:** pick one of the Risers and one of the Enclosures to custom make your own iPad Kiosk stand, if the corresponding block is in:

**Legend:** (1.) **Orange**, available and in stock at Birmingham (2.) **Green**, available but not in stock at Birmingham (3.) **Grey**: not compatible/available

	<b>Enclosure #1a</b> w/ Security Screws for iPad 2,3,4,Air,Airi2, Pro 9.7 (PAD1201A)	<b>Enclosure #1b</b> w/ Laptop Lock for iPad 2,3,4,Air,Airi2, Pro 9.7 (PAD1201L)	<b>Enclosure #2a</b> w/ Security Screws for iPad Pro 12.9" (IPP2601AW)	<b>Enclosure #2b</b> w/ Laptop Lock for iPad Pro 12.9" (IPP2601L)	<b>Enclosure #3</b> w/ Laptop Lock for Universal 8"-10.5" Tablet	<b>#4 VESA Adapter</b> w/ Laptop Lock for Universal 8"-12.5" Tablet (PAD2901)
<b>Riser #1a</b> 	 OK (PAD1205A)	 OK (PAD1205L)	 OK (IPP1205)	 OK (IPP1205L)	 OK (PAD2104, UT2104)	 OK (TBA)
<b>Riser #1b</b> 	OK (PAD1204A)	OK (PAD1204L)	OK (IPP1204A)	OK (IPP1204L)	OK (PAD2103, UT2103)	OK (TBA)
<b>Riser #2</b> 	OK (PAD1202A)	OK (PAD1202L)	Not Compatible	Not Compatible	Not Compatible	OK (TBA)
<b>Riser #3a</b> 	OK (TBA, new holes to be drilled)	OK (TBA, new holes to be drilled)	OK (PAD2604A, IPP2604A)	OK (PAD2604L, IPP2604L)	Not Compatible	OK (TBA)
<b>Riser #3b</b> 	OK (TBA, new holes to be drilled)	OK (TBA, new holes to be drilled)	OK (PAD2602A, IPP2602A)	OK (PAD2602L, IPP2602L)	Not Compatible	OK (TBA)